


Thermoplastic Closures (886)

Wall Box (886)

Leader Optec offer a range of versatile junction boxes for fibre termination and patching requirements.

Depending upon your application these boxes can be used as a splice enclosure for joining incoming cables or as a means of patching connectorised cables via internally mounted (or side loaded) adapters.



Features & Benefits

- IP 65 rated
- Self retaining screws
- Adaptors - SC (Dx) x 6 / LC (Quad) x 6
SC (Sx) x 12 / ST or FC (Sx) x 12
- Up to 24 fibre capacity for patch
- Accommodates up to 48 splices via 2 x 24f splice cassettes
- Recommended 2 x 20mm cable glands (maximum of 8)

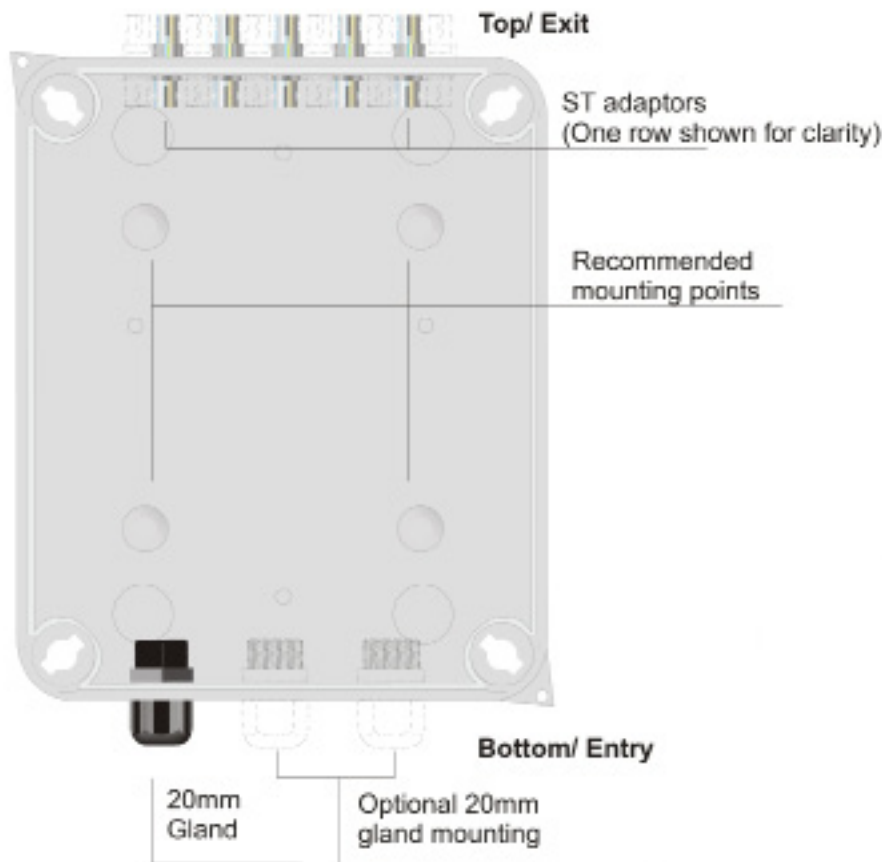
Application

- Optical splicing & patching
- Data centres, premise installations, telecommunication networks
- Ethernet, Fibre Channel, ATM, LAN, MAN and WAN
- Data communication
- Outdoor applications to IP65 rated
- Suitable for LiteLinke tight buffered and loose tube pre-terminated assemblies


Specification

ELEMENT	CHARACTERISTIC
Material	Thermoplastic
Colour	RAL 7035
External Dimensions (L x W x H)	230 x 180 x 88 (millimeters)
Internal Dimensions (L x W x H)	220 x 170 x 80 (millimeters)
Operation Temperature	-40 ~ +80°C
Installation Temperature	-10 ~ +70°C


Cover (open)



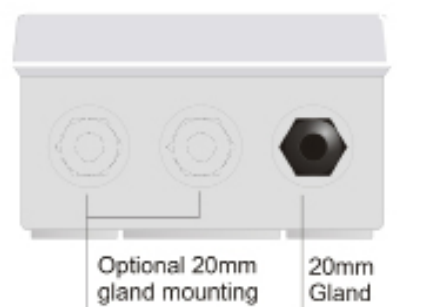
Cover (closed)



Top/ Exit (adaptor)



Top/ Exit (cable)



Bottom/ Entry (cable)

